

1. To get started, go to Carmen.osu.edu and enter your OSU username and password and click Log In

carmen COURSES



Ohio State's learning management system [Sign In](#)

i INSTRUCTORS AND STUDENTS!

Start of term [checklist](#) for CarmenCanvas.

RESOURCES

- RESOURCE CENTER
- ONLINE HELP FORM
- TERMS OF USE
- CANVAS ADOPTION

LOG IN

Having trouble accessing this site?

Please check the [System Status](#) first.

2. Click on your course.

MY COURSES

TERM	COURSE TITLE	STATUS
AU17	MATH 1151 - Calculus 1 (16821)	Unpublished ?
SU17	MATH 1152 - Calculus 2 (16839)	Published ?
SU17	MATH 1151 - Calculus 1 (16837)	Published ?

ANNOUNCEMENTS

Shortcuts

[CarmenCanvas dashboard](#)

FILTER

Search My Courses [?](#)

LOAD MORE COURSES

by status: [?](#) by term: [?](#)

3. Under the Canvas Course Navigation Menu, locate and click Modules (C).

Autumn 2017

- Home
- Syllabus
- Modules**
- Assignments
- Grades
- People
- Chat
- Library Link

Recent Activity in MATH 1150 AU2017 (16882)

No Recent Messages You don't have any messages to show in your stream yet. Once you begin participating in your courses you'll see this stream fill up with messages from discussions, grading updates, private messages between you and other users, etc.

4. Click on McGraw-Hill Campus

Autumn 2017

- Home
- Syllabus
- Modules**
- Assignments
- Grades
- People
- Chat
- Library Link

▼ Connect Math

- McGraw-Hill Campus

▼ Getting Started

- Syllabus

5. Agree to the Terms of use and click Get Started (E).

Campus Welcome to McGraw-Hill Campus!

Hi Neil Portnoy Stu -

Welcome to McGraw-Hill Campus, where you can easily access McGraw-Hill products and services you use in your courses.

I agree to the McGraw-Hill [Terms of use](#) and [Privacy policy](#) and to the MHCampus [Terms of Service](#).

GET STARTED ← E

6. Click on the Connect Math product button (F).



My Courses

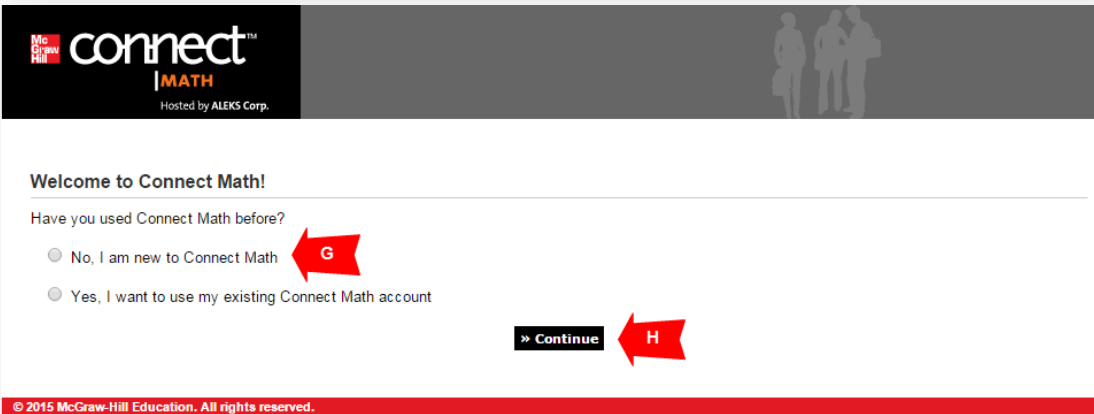
▼ SANDBOX

College Algebra & Trigonometry 1e
Miller
2016 © McGraw-Hill, Inc.
ISBN-10: 0078035627
ISBN-13: 9780078035623
(not your book?)

Cengage ALEKS connect MATH

7. For a **new** Connect Math user, choose the option *No, I am new to Connect Math* (G). Click Continue (H).

Note: If you are an **existing** Connect Math user, choose the option, *Yes, I want to use my existing Connect Math account*. Enter your Connect Math username and password to continue.



McGraw-Hill connect MATH
Hosted by ALEKS Corp.

Welcome to Connect Math!

Have you used Connect Math before?

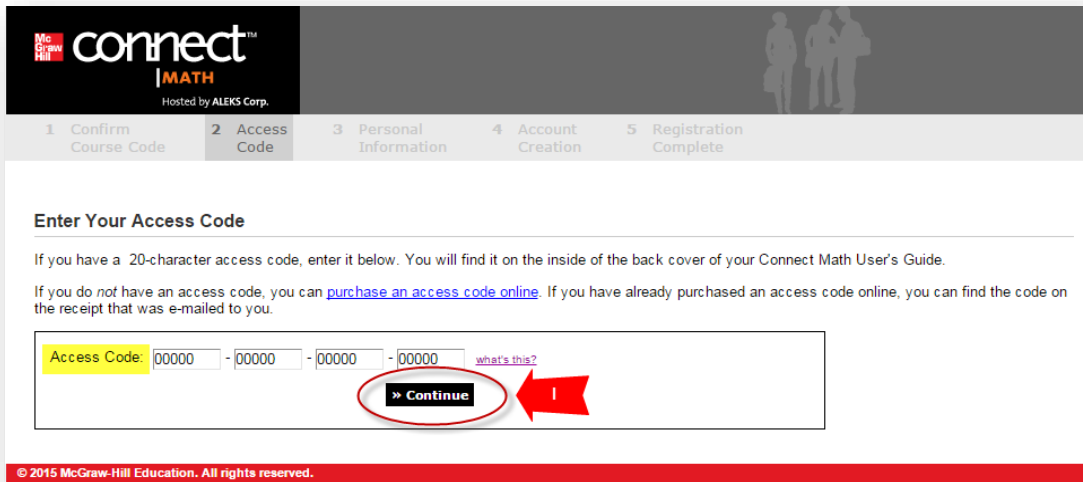
No, I am new to Connect Math (G)

Yes, I want to use my existing Connect Math account

Continue (H)

© 2015 McGraw-Hill Education. All rights reserved.

8. Enter your Connect Math Access Code and click Continue (I). You may also purchase access (if you do not have an Access Code).



connect[™]
MATH
Hosted by ALEKS Corp.

1 Confirm Course Code 2 Access Code 3 Personal Information 4 Account Creation 5 Registration Complete

Enter Your Access Code

If you have a 20-character access code, enter it below. You will find it on the inside of the back cover of your Connect Math User's Guide.

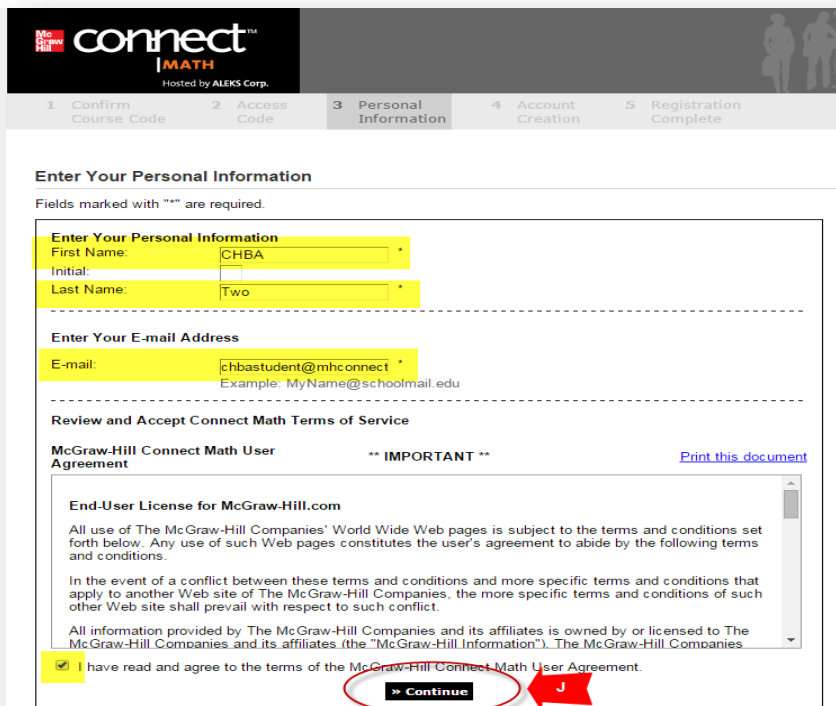
If you do not have an access code, you can [purchase an access code online](#). If you have already purchased an access code online, you can find the code on the receipt that was e-mailed to you.

Access Code: 00000 - 00000 - 00000 - 00000 [what's this?](#)

» Continue (I)

© 2015 McGraw-Hill Education. All rights reserved.

9. Complete the Student Information Registration page, accept the Terms of Use and click Continue (J).



connect[™]
MATH
Hosted by ALEKS Corp.

1 Confirm Course Code 2 Access Code 3 Personal Information 4 Account Creation 5 Registration Complete

Enter Your Personal Information

Fields marked with "*" are required.

Enter Your Personal Information

First Name: CHBA *

Initial: *

Last Name: Two *

Enter Your E-mail Address

E-mail: chbastudent@mhcconnect *
Example: MyName@schoolmail.edu

Review and Accept Connect Math Terms of Service

McGraw-Hill Connect Math User Agreement ** IMPORTANT ** [Print this document](#)

End-User License for McGraw-Hill.com

All use of The McGraw-Hill Companies' World Wide Web pages is subject to the terms and conditions set forth below. Any use of such Web pages constitutes the user's agreement to abide by the following terms and conditions.

In the event of a conflict between these terms and conditions and more specific terms and conditions that apply to another Web site of The McGraw-Hill Companies, the more specific terms and conditions of such other Web site shall prevail with respect to such conflict.

All information provided by The McGraw-Hill Companies and its affiliates is owned by or licensed to The McGraw-Hill Companies and its affiliates (the "McGraw-Hill Information"). The McGraw-Hill Companies

I have read and agree to the terms of the McGraw-Hill Connect Math User Agreement.

» Continue (J)

© 2015 McGraw-Hill Education. All rights reserved.

10. Congratulations! Your Connect Math account has been created and paired with Canvas. Click Continue to begin using Connect Math **(K)**.

The screenshot shows the 'connect MATH' logo at the top left, with 'Hosted by ALEKS Corp.' below it. A progress bar at the top indicates five steps: 1. Confirm Course Code, 2. Access Code, 3. Personal Information, 4. Account Creation, and 5. Registration Complete. The main content area is titled 'Registration Complete' and contains the following text: 'Thank you. You are now registered to use Connect Math.' and 'Your Connect Math account has also been securely paired with your MH Campus account.' Below this text is a graphic showing 'MH Campus' and 'Connect Math' boxes connected by a padlock icon with the text 'securely paired' above it. At the bottom of the graphic is a 'Continue' button with a right-pointing arrow, which is circled in red. A red arrow with the letter 'K' points to the 'Continue' button. The footer of the page is a red bar with the text '© 2015 McGraw-Hill Education. All rights reserved.'