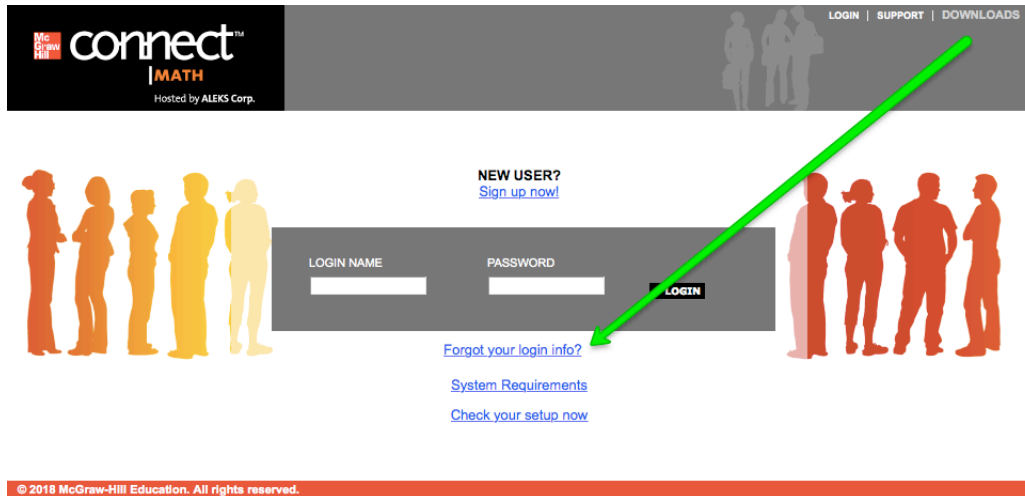


**To move your Connect Math account from your current course to a new course:**

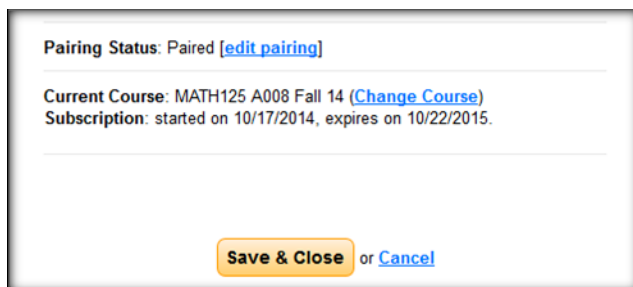
1. Go to connectmath.com. Click “Forgot your login info?” and you will receive an email with your login information. Login through connectmath.com with the login information you received on the separate email.



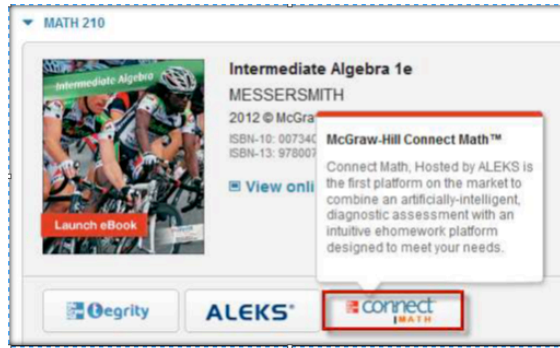
2. Once you are logged into your account click on Edit Profile.



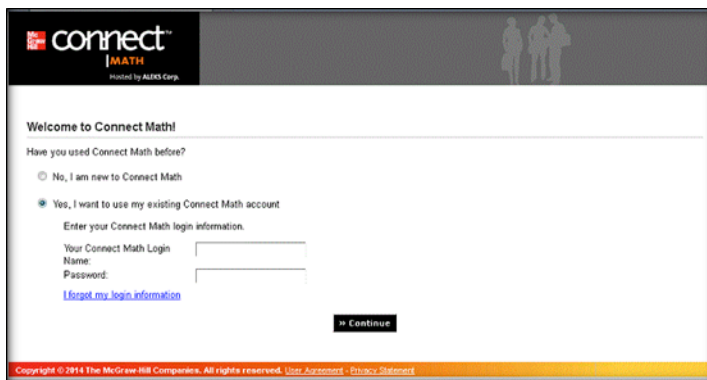
3. Next click on **Change Course** and enter your new course code. Be sure to click on **Save & Close** to save your changes.



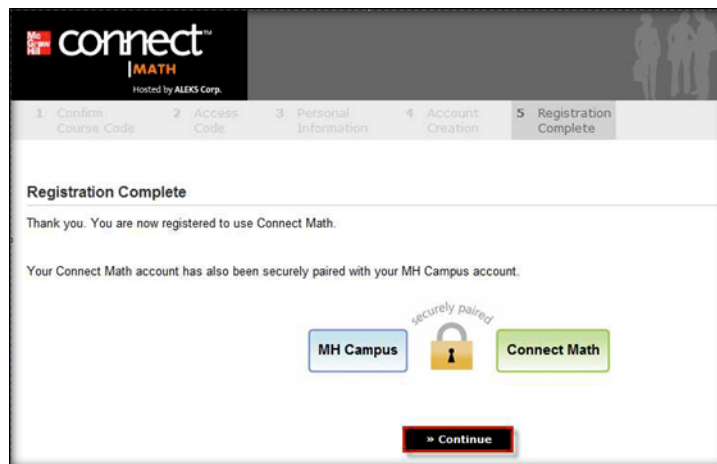
4. Log back into your Carmen account. Choose your **new** course and click on the Connect Math button.



5. You will be prompted with “Have you used Connect Math before?” Select “Yes, I want to use my existing Connect Math account” and enter your Connect Math user name and password.



6. You will receive a message that you have been successfully paired to your new course and are ready to access your new class.



**Note: After your account has been paired, DO NOT attempt to login through connectmath.com because your progress and grades will NOT synchronize properly with your Carmen account.**

If you have any problems changing your course, please contact Connect Math Support at 949-390-2095.

